

Pharmacists Statistics

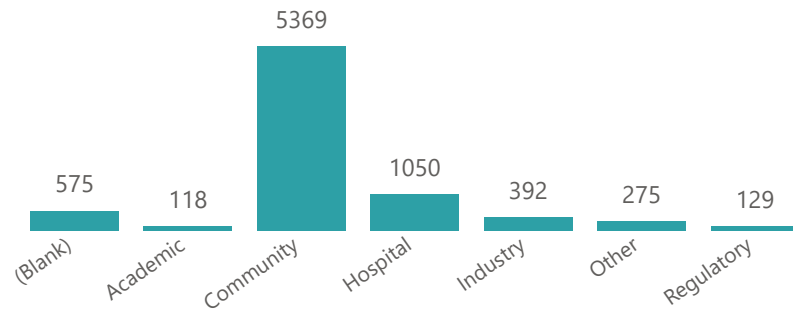
A summary of the PSI Pharmacist and Pharmaceutical Assistant register

Updated - 1/1/2025

Registration Type

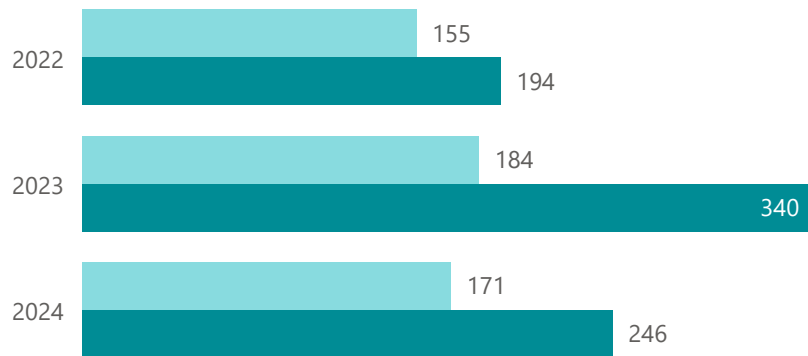


Area of Practice (Based on Registrant supplied data)



Route

● First Time Registration - National Route ● First Time Registration - Non-National Route

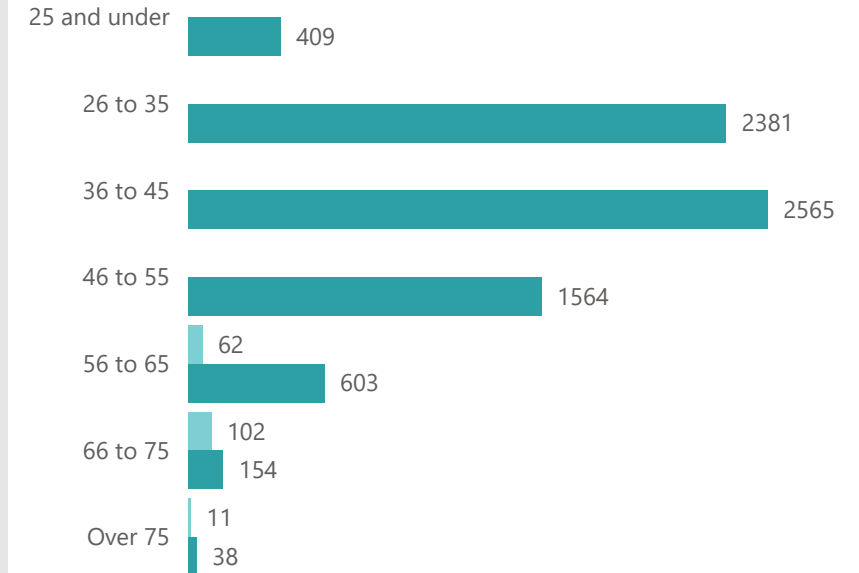


Previous Years

Year	Pharmacists	Ph Assistants	Pharmacies	Druggist
2007	4504	535	1628	2
2008	4446	535	1680	2
2009	4451	537	1704	2
2010	4567	515	1728	2
2011	4793	510	1757	2
2012	5004	499	1784	2
2013	5245	483	1818	2
2014	5439	452	1848	2
2015	5641	423	1880	2
2016	5843	375	1899	2
2017	6097	362	1932	2
2018	6220	328	1945	1
2019	6506	310	1957	0
2020	6769	286	1968	0
2021	6845	254	1986	0
2022	7067	224	1981	0
2023	7480	201	1985	0

Age Group

● Pharmaceutical Assistant ● Pharmacist



Registration Type and Gender

● Female ● Male

